


May 13, 2026

SEMITEC

TSE code: 6626

SEMITEC Corporation

Summary of financial results for Fiscal Year Ended March 2026



Contents

1. Cumulative Results for FY2026	P2
2. Comparison of Sales by Application (year-on-year)	P3
3. Comparison of Sales by Region (year-on-year)	P4
4. Operating Profit Variance Analysis (year-on-year)	P5
5. Capital Expenditure, Depreciation and R&D Expenses	P6

Note:

This document has been translated from the Japanese original for reference purposes only. In the event of any discrepancy between this translated document and the Japanese original, the original shall prevail.

1. Cumulative Results for FY2026

Slight increase in sales but decrease in profit YoY

[Sales] Decrease in sales for Home Appliances and Housing Facility (HA&HF), and Office Automation (OA)
Increase in Automotive and Industrial Equipment

[Operating profit] Decrease due to higher R&D expenses and other costs (raw materials and labor costs)

[Ordinary profit] Decrease due to fixed asset disposal loss(96 million yen)

[Profit attributable to owners of the parent] Decrease despite extraordinary gain from divestment of a subsidiary (187 million yen)

[FX impact] Sensitivity to a ¥1 change in exchange rates:

Net sales: approx. 100 million yen Operating profit: approx. 20 million yen

(Unit: million yen)

	FY2025 Results	FY2026 Results	Y on Y Change		Initial Plan	Y on Y Change	
Sales	25,334	25,458	124	0.4%	23,382	2,076	8.9%
Gross Profit	9,791	9,576	▲ 215	▲2.2%	8,847	729	8.2%
(Gross profit margin)	38.6%	37.6%	–	–	37.8%	–	–
SG&A expenses	5,875	6,041	166	2.8%	5,847	194	3.3%
Operating Profit	3,915	3,535	▲ 380	▲9.7%	3,000	535	17.8%
(Operating profit margin)	15.5%	13.9%			12.8%		
Ordinary Profit	4,059	3,611	▲ 448	▲11.0%	2,920	691	23.7%
Profit attributable to owners of the parent	3,113	2,690	▲423	▲13.5%	2,240	450	20.1%
USD FX (avg)	152.57	150.78	▲ 1.78		135.00		
USD FX(Mar. 26)	149.53	159.93	10.40		135.00		
EPS	291.69	276.23	▲15.46		225.00		

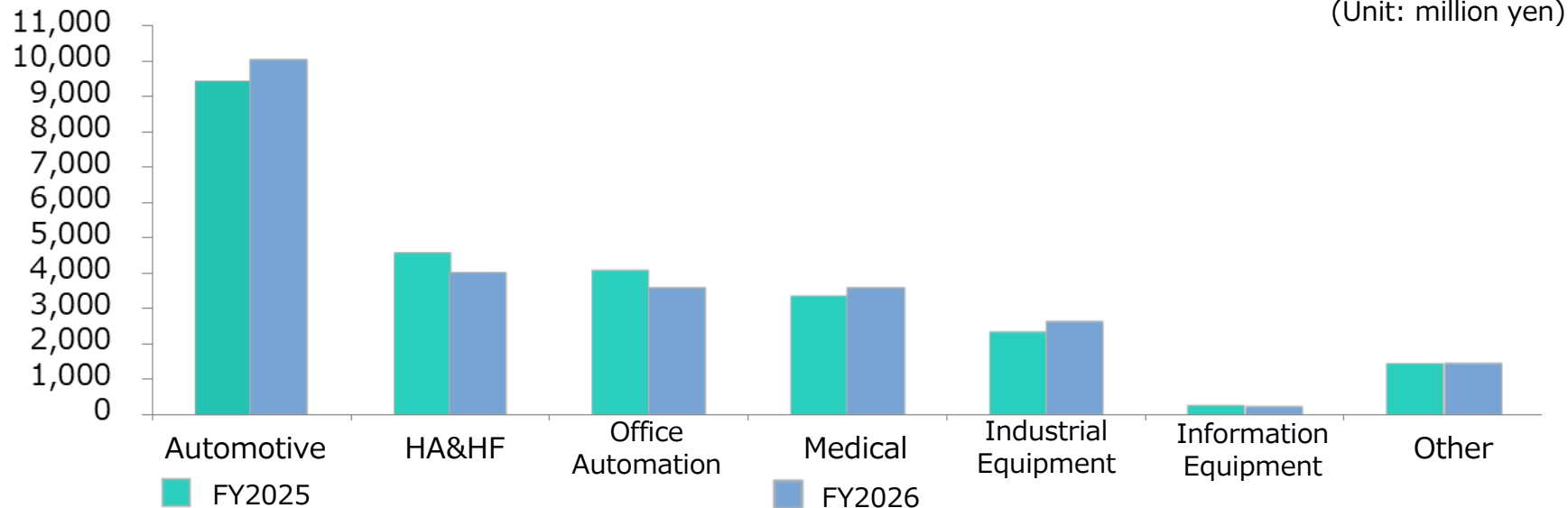
2. Comparison of Sales by Application (year-on-year)

Automotive and Industrial Equipment increased, HA and OA decreased

[Automotive] Increase for Korean and Japanese companies

[Industrial Equipment] Increase due to the normalization of customers' inventory level

[HA&HF, OA] Decrease due to reduced customer demand and inventory adjustment



(Unit: million yen)

	FY2025		FY2026		Y on Y change
Automotive	9,425	37.2%	10,004	39.3%	579
HA&HF	4,553	18.0%	4,000	15.7%	▲553
Office Automation	4,067	16.0%	3,573	14.1%	▲494
Medical	3,329	13.1%	3,572	14.0%	243
Industrial eqpt.	2,319	9.2%	2,620	10.3%	301
Information eqpt.	230	0.9%	236	0.9%	6
Other	1,411	5.6%	1,453	5.7%	42
Count	25,334	100.0%	25,458	100.0%	124

3. Comparison of Sales by Region (year-on-year)

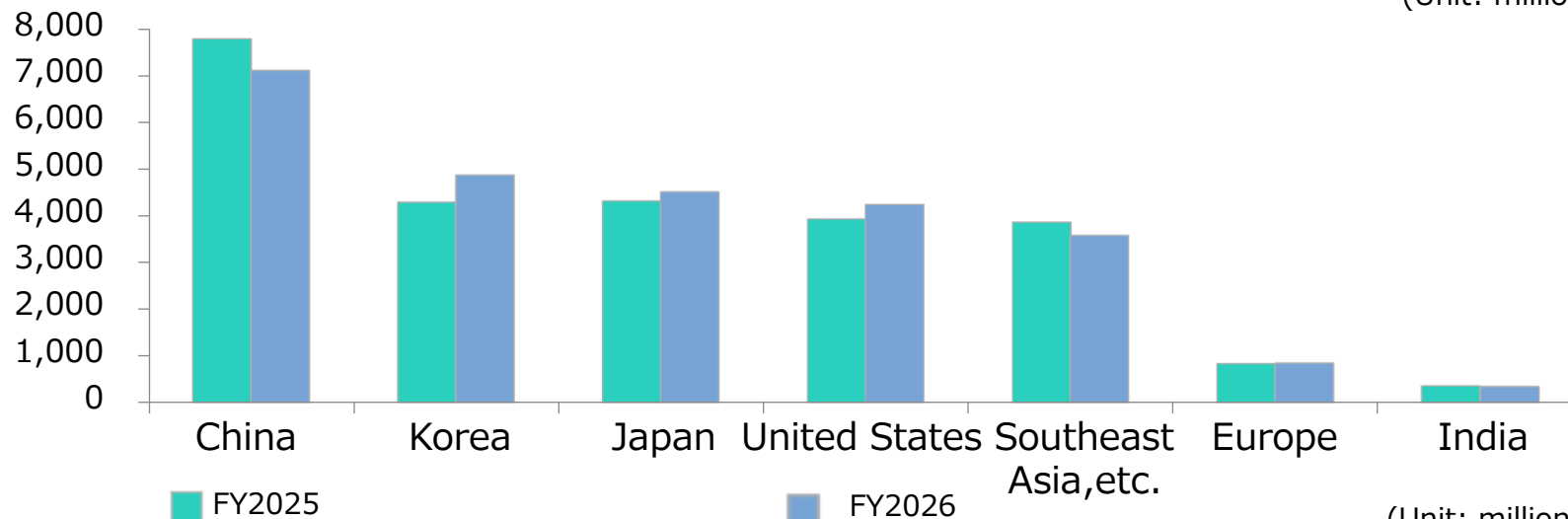
Korea and United States increased, China decreased

[Korea] Increase in Automotive

[United States] Increase in Medical and Industrial Equipment

[China] Decrease in OA and HA&HF

(Unit: million yen)



(Unit: million yen)

	FY2025		FY2026		Y on Y change
China	7,780	30.7%	7,100	27.9%	▲ 680
Korea	4,282	16.9%	4,866	19.1%	584
Japan	4,307	17.0%	4,509	17.7%	202
United States	3,926	15.5%	4,233	16.7%	307
Southeast Asia, etc.	3,856	15.2%	3,571	14.0%	▲ 285
Europe	829	3.3%	841	3.3%	12
India	354	1.4%	338	1.3%	▲ 16
Count	25,334	100.0%	25,458	100.0%	124

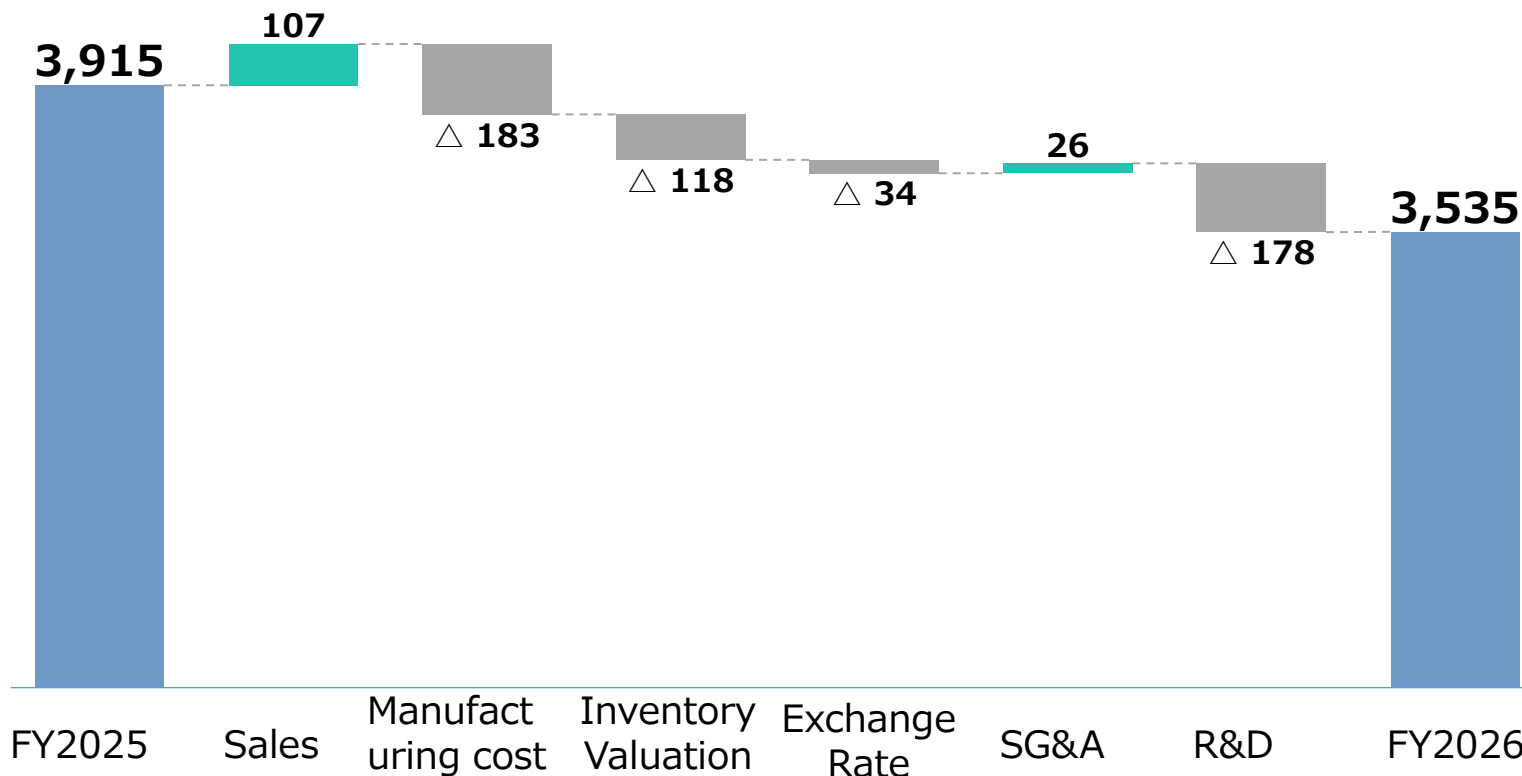
4. Operating Profit Variance Analysis (year-on-year)

Decrease due to increased manufacturing costs (raw material prices & labor costs) , increased R&D expenses

Change in operating profit ▲381 million yen

■ Increase
 ■ Decrease
 ■ Total

(Unit: million yen)



USD FX (avg) 152.57

USD FX (avg) 150.78

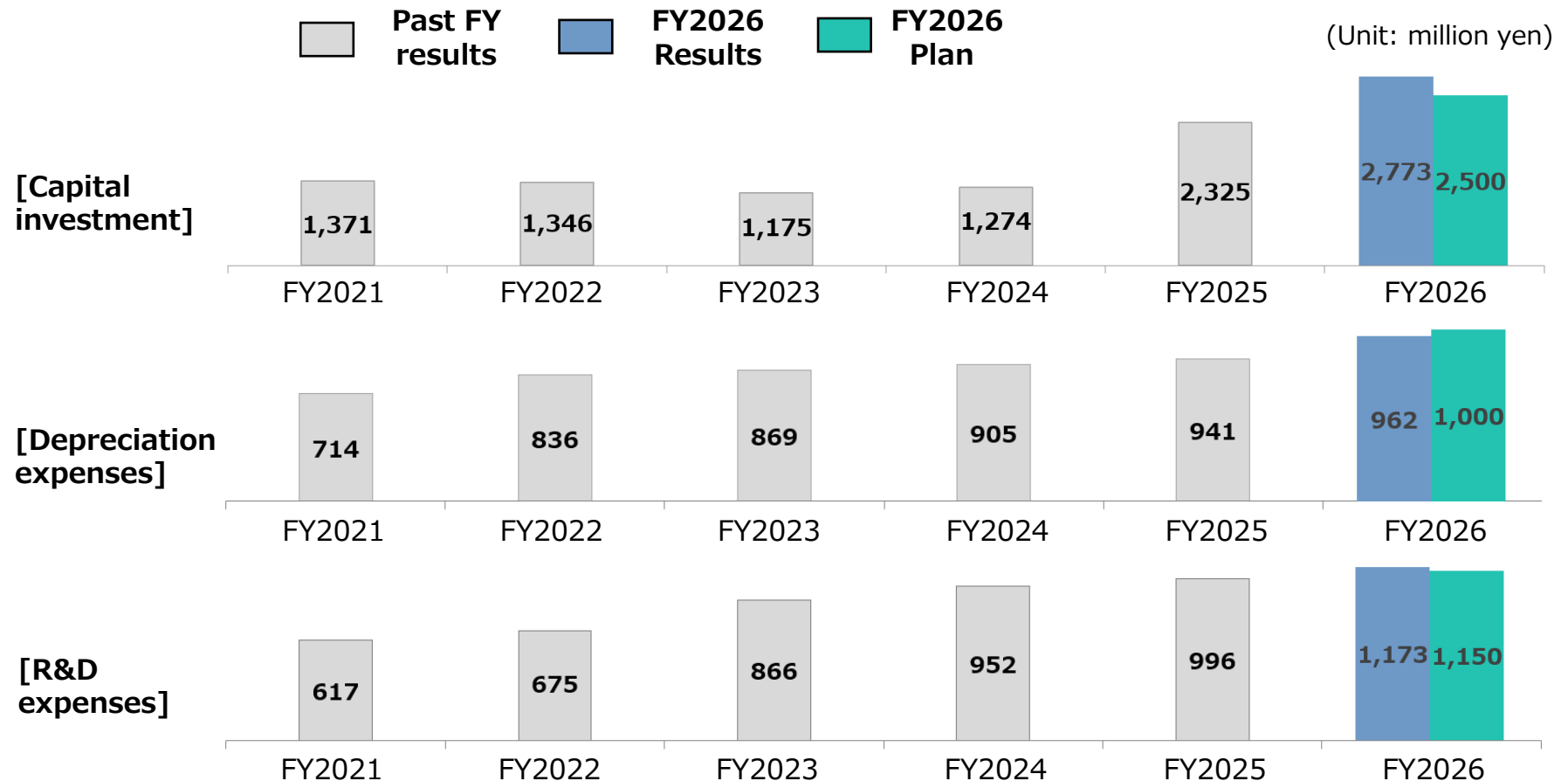
5. Capital Expenditure, Depreciation and R&D Expenses

Investment KPIs generally remained on track

[Capital investment] Acquisition of equipment for thin-film thermistors, dormitories for trainees, factory land (for the Yamaguchi plant), etc. (ahead of schedule).

[Depreciation expenses] On track (Depreciation of the above thin-film thermistor equipment will begin in FY2027)

[R&D expenses] On track



< Contact >

SEMITEC Corporation

**Administration Division / Corporate Planning
Department / IR Section**

TEL: 03-3621-2713 FAX: 03-5611-2165

E-mail: ir@mail.semitec.co.jp

- This material is provided solely for informational purposes and is not intended as a solicitation for trading.
- Statements regarding future forecasts in this material are based on targets and predictions, and do not constitute guarantees. Please be aware that actual future performance may differ from current forecasts.
- Descriptions regarding industries, etc., are also prepared based on various data deemed reliable, but the company does not guarantee their accuracy or completeness.
- This material is provided on the premise that you use it at your own discretion and responsibility for any purpose, and the company assumes no responsibility under any circumstances.